



The RET 24 range of electronic thermostats offer improved performance over standard mechanical thermostats. Additionally, they include status indicator lights for ease of use and system troubleshooting. Since all RET's are fully electronic, anticipator adjustments and thermostat leveling are not required.

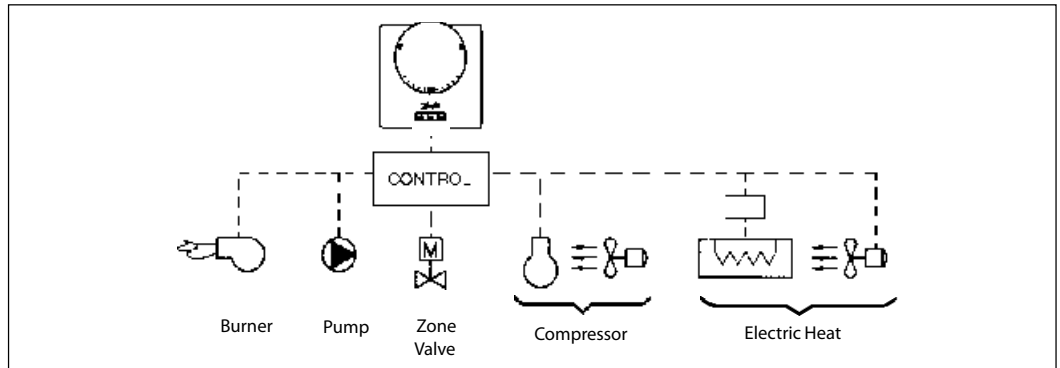
Standard Features:

- Electronic anticipator
- LED status indicator
- Dry contacts on RET24VF and NSB models can be used to switch 12V DC circuits

Additional Features (RET24NSB and RET NSB-U only)

- Allows night setback via external time clock

**Typical Application**



**Ordering Information**

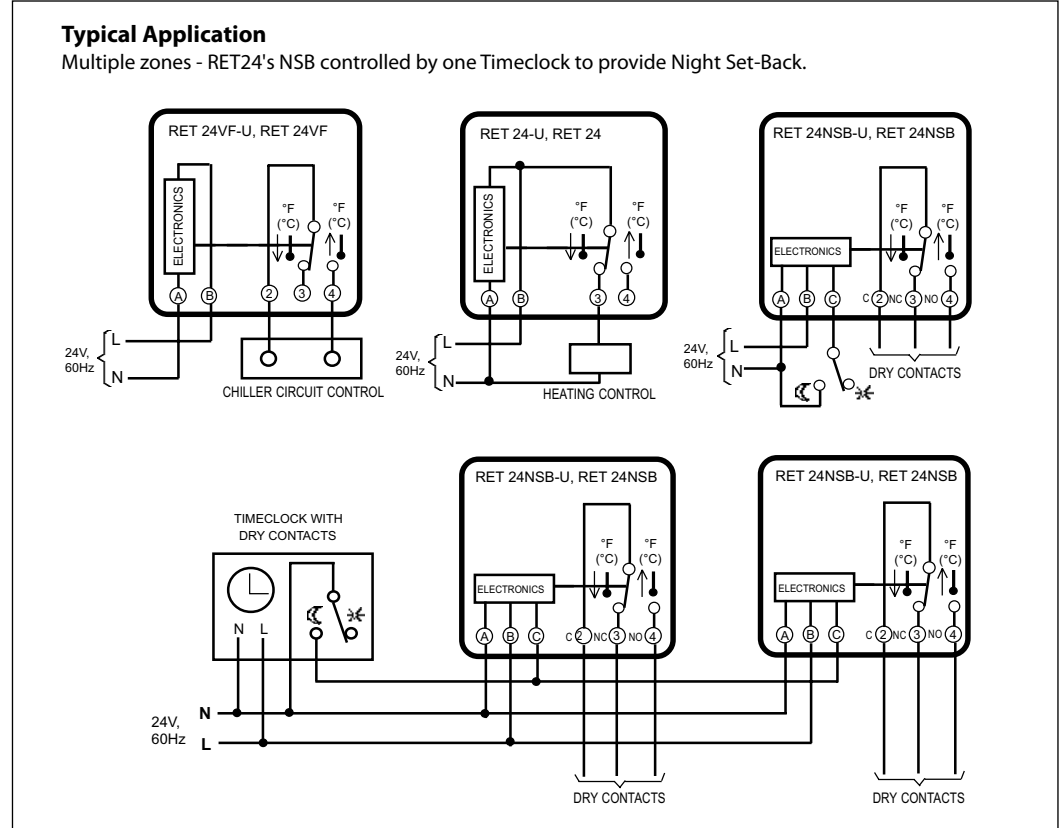
RET Electronic Room Thermostats						
Type	Code No.	Operating Voltage	Switching Voltage	Night Set-Back	LED Status Indicator Stat Calling (1)	Comment
RET 24	087N7014	24 Vac	24 Vac		●	
RET 24-U	087N7015	24 Vac	24 Vac		●	
RET 24VF	087N7016	24 Vac	Up to 24 Vac		●	Dry Contacts
RET 24VF-U	087N7017	24 Vac	Up to 24 Vac		●	Dry Contacts
RET 24NSB	087N7018	24 Vac	Up to 24 Vac	●	● (2)	Night set-back is achieved by using external time control
RET 24NSB-U	087N7019	24 Vac	Up to 24 Vac	●	● (2)	

(1) "Calling" indicator is lit when thermostat relay is closed and calling for heat (right hand LED).  
 (2) In RET 24NSB models, left hand LED is lit during Night Set-Back Periods.

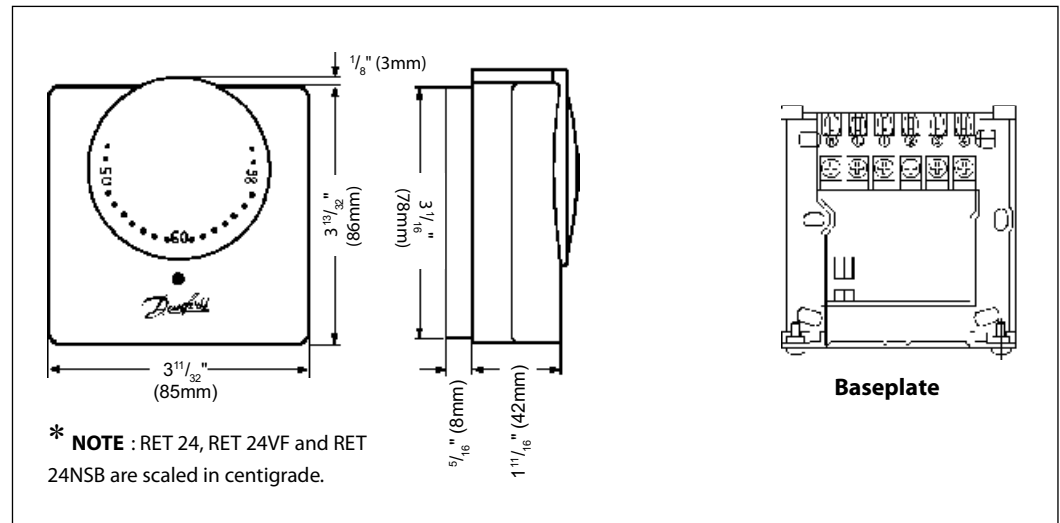
Specifications	RET 24	RET 24-U	RET 24VF RET 24NSB	RET 24VF-U RET 24NSB-U
Switching Differential	<1°C (2.2°F)	<2.2°F (1°C)	<1°C (2.2°F)	<2.2°F (1°C)
Temperature Range	5-30°C (40-86°F)	40-86°F (5-30°C)	5-30°C (40-86°F)	40-86°F (5-30°C)
Operating Voltage	24Vac, 60Hz	24Vac, 60Hz	24Vac, 60Hz	24Vac, 60Hz
Switch Type (common linked int.)	SPDT	SPDT	-	-
Switch Type (dry contacts)	-	-	SPDT	SPDT
Contact Current Rating	3(1)A	3(1)A	3(1)A	3(1)A
Locking & Limiting Feature	Yes	Yes	Yes	Yes
Dimensions (mm) -	3 <sup>3</sup> / <sub>8</sub> " (86mm) High 3 <sup>1</sup> / <sub>8</sub> " (85mm) Wide 1 <sup>11</sup> / <sub>16</sub> " (40mm) Deep	3 <sup>3</sup> / <sub>8</sub> " (86mm) High 3 <sup>1</sup> / <sub>8</sub> " (85mm) Wide 1 <sup>11</sup> / <sub>16</sub> " (40mm) Deep	3 <sup>3</sup> / <sub>8</sub> " (86mm) High 3 <sup>1</sup> / <sub>8</sub> " (85mm) Wide 1 <sup>11</sup> / <sub>16</sub> " (40mm) Deep	3 <sup>3</sup> / <sub>8</sub> " (86mm) High 3 <sup>1</sup> / <sub>8</sub> " (85mm) Wide 1 <sup>11</sup> / <sub>16</sub> " (40mm) Deep



Wiring Diagram



Dimensions



Danfoss can accept no responsibility for possible errors in printed materials and reserves the right to alter its products without notice. All trademarks in this material are property of the respective companies. Danfoss and Danfoss logotype are trademarks of Danfoss A/S. All rights reserved.



**Danfoss**  
Toronto, ON  
Toll Free: 866-676-8062  
Tel.: 905-285-2050, Fax: 905-285-2055  
www.na.heating.danfoss.com

**Danfoss**  
Baltimore, MD  
Toll Free: 866-375-HVAC (4822)  
Tel.: 443-512-0266, Fax: 443-512-0270  
www.na.heating.danfoss.com