

Positioners suitable for use with the modulating damper actuators LM..A-SR, NM..A-SR, SM..A-SR and GM..A-SR

- For surface mounting


Technical data

Electrical data	Nominal voltage	AC/DC 24 V
	Nominal voltage frequency	50/60 Hz
	Nominal voltage range	AC 19.2...28.8 V / DC 19.2...28.8 V
	Power consumption in operation	0.3 W
	Power consumption for wire sizing	1 VA
	Output power	for a maximum of 10 actuators
	Connection supply / control	Terminals 1.5 mm ²
Functional data	Positioning signal Y	DC 2...10 V
	Positioning signal Y note	DC 0...10V switchable with slide switch
	Operating range Y note	Reversible operating range DC 0...10 V or DC 2...10 V
	Scale	0...100% (angle of rotation can be limited mechanically with rotary knob)
Safety	Protection class IEC/EN	III Safety extra-low voltage
	Degree of protection IEC/EN	IP40 (IP54 with cable glands)
	EMC	CE according to 2004/108/EC
	Principle of operation	Type 1.B
	Ambient temperature	-20...50 °C
	Non-operating temperature	-40...80 °C
	Humidity test	In according to EN60730-1
	Maintenance	Maintenance-free
Weight	Weight approx.	0.15 kg

Safety notes


- The positioner is not allowed to be used outside the specified field of application, especially in aircraft or in any other airborne means of transport.
- It may only be installed by suitably trained personnel. Any legal regulations or regulations issued by authorities must be observed during assembly.
- The device may only be opened at the manufacturer's site. It does not contain any parts that can be replaced or repaired by the user.
- The device contains electrical and electronic components and is not allowed to be disposed of as household refuse. All locally valid regulations and requirements must be observed.

Product features

- Application** The positioner is used for the (remote) control of modulating damper actuators or as a minimum positioner (lower limitation of output signals from modulating controllers). The adjustment range is 0...100% angle of rotation of the connected actuator.
- Large range** The positioner is supplied with operating voltage via terminals 1 and 2. Proportional. Proportionate to the position of the rotary knob, a positioning signal Y is generated which is either DC 2...10V or DC 0...10V or a position change occurs at the actuator within the range of 0...100%. The angle of rotation of the adjustment knob can be subjected to mechanical limitation.

Product features

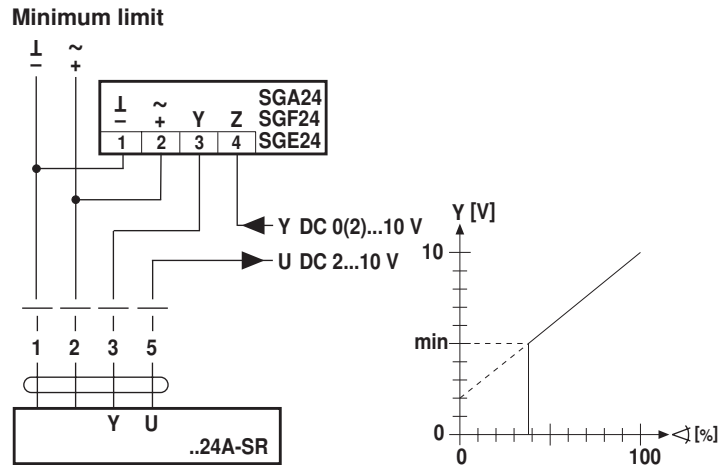
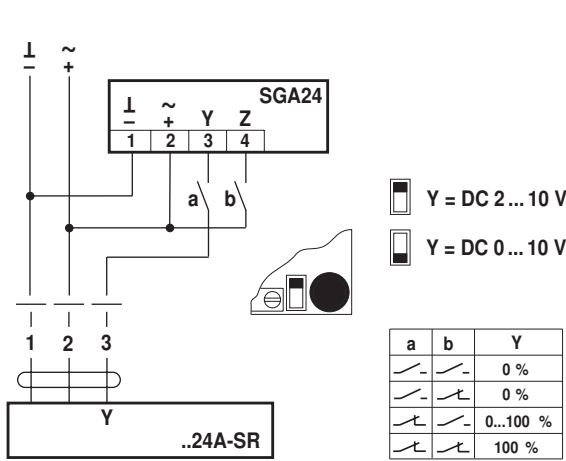
Easy switching The switching from DC 2...10V to DC 0...10V is accomplished by means of a slide switch on the printed circuit board.

Electrical installation

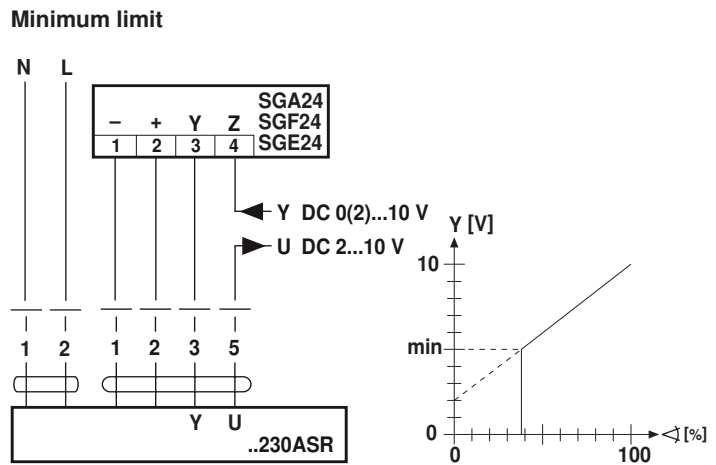
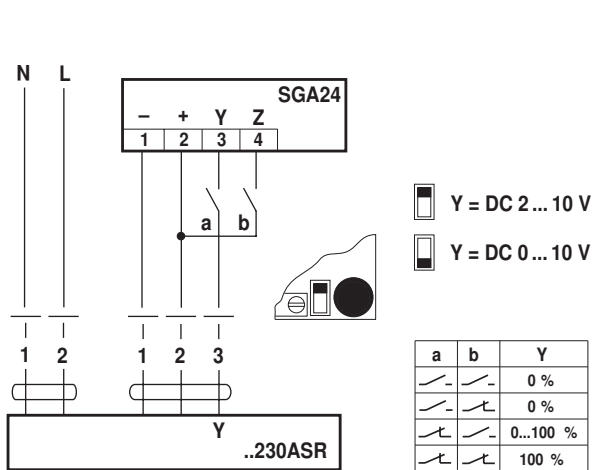


Notes • Connection via safety isolating transformer.

Wiring diagrams



Notes • Caution: Power supply voltage



Dimensions [mm]

Dimensional drawings

